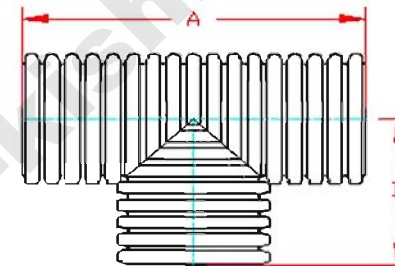


DUAL WALL FABRICATED TEES  
4" - 30" DIAMETER

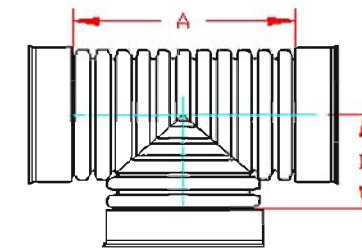
PIPE SIZE	A	B	JOINT
4 in (100 mm)	12.8 in (324 mm)	6.2 in (158 mm)	.
6 in (150 mm)	16.5 in (419 mm)	8.1 in (207 mm)	.
8 in (200 mm)	21.0 in (533 mm)	10.6 in (268 mm)	.
10 in (250 mm)	26.0 in (660 mm)	12.6 in (320 mm)	.
12 in (300 mm)	30.7 in (780 mm)	15.4 in (390 mm)	.
12 in (300 mm)	21.1 in (536 mm)	10.6 in (268 mm)	ST
12 in (300 mm)	21.1 in (536 mm)	10.6 in (268 mm)	WT
15 in (375 mm)	38.9 in (987 mm)	19.4 in (494 mm)	.
15 in (375 mm)	23.3 in (592 mm)	11.7 in (296 mm)	ST
15 in (375 mm)	23.3 in (592 mm)	11.7 in (296 mm)	WT
18 in (450 mm)	42.9 in (1089 mm)	21.4 in (545 mm)	.
18 in (450 mm)	26.8 in (681 mm)	13.4 in (340 mm)	ST
18 in (450 mm)	26.8 in (681 mm)	13.4 in (340 mm)	WT
24 in (600 mm)	50.4 in (1280 mm)	25.2 in (640 mm)	.
24 in (600 mm)	37.8 in (960 mm)	18.9 in (480 mm)	ST
24 in (600 mm)	37.8 in (960 mm)	18.9 in (480 mm)	WT

. = PLAIN END  
ST = SOIL TIGHT  
WT = WATER TIGHT

NOTE ALL FITTINGS DIMENSIONS ARE FOR REFERENCE ONLY



PLAIN END



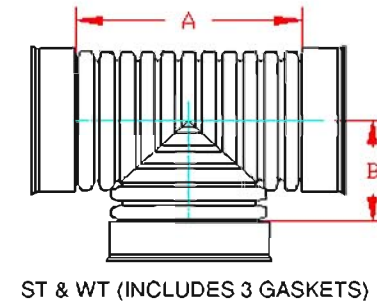
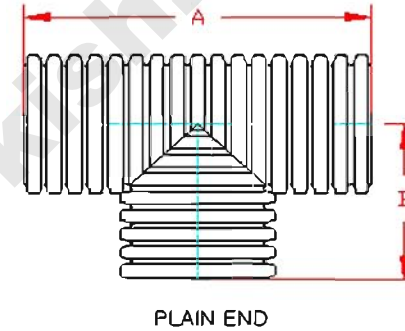
ST & WT (INCLUDES 3 GASKETS)

DUAL WALL FABRICATED TEES  
30" - 60" DIAMETER

PIPE SIZE	A	B	JOINT
30 in (750 mm)	65.9 in (1674 mm)	33.0 in (837 mm)	*
30 in (750 mm)	49.4 in (1256 mm)	24.7 in (628 mm)	ST
30 in (750 mm)	49.4 in (1256 mm)	24.7 in (628 mm)	WT
36 in (900 mm)	78.8 in (2000 mm)	34.4 in (873 mm)	*
36 in (900 mm)	58.0 in (1473 mm)	29.0 in (737 mm)	ST
36 in (900 mm)	58.0 in (1473 mm)	29.0 in (737 mm)	WT
42 in (1050 mm)	71.9 in (1826 mm)	36.0 in (914 mm)	*
42 in (1050 mm)	62.2 in (1580 mm)	31.1 in (790 mm)	ST
42 in (1050 mm)	62.2 in (1580 mm)	31.1 in (790 mm)	WT
48 in (1200 mm)	78.5 in (1994 mm)	39.3 in (998 mm)	*
48 in (1200 mm)	68.2 in (1733 mm)	36.7 in (933 mm)	ST
48 in (1200 mm)	68.2 in (1733 mm)	36.7 in (933 mm)	WT
60 in (1500 mm)	90.0 in (2286 mm)	45.0 in (1143 mm)	*
60 in (1500 mm)	90.0 in (2286 mm)	45.0 in (1143 mm)	ST
60 in (1500 mm)	90.0 in (2286 mm)	45.0 in (1143 mm)	WT

\* = PLAIN END  
ST = SOIL TIGHT  
WT = WATER TIGHT

NOTE: ALL FITTINGS DIMENSIONS ARE FOR REFERENCE ONLY



Office Address ■

No.18, Mina Blvd., Africa St, Tehran/Iran  
Tel: (+98 - 21) 88 20 20 60 (50 Lines) Fax: (+98 - 21) 88 20 20 81

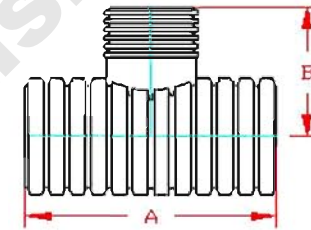
info@parsethylene-kish.com  
www.parsethylene-kish.com

DUAL WALL FABRICATED REDUCING TEES  
 42"×15" - 42"×36" DIAMETER

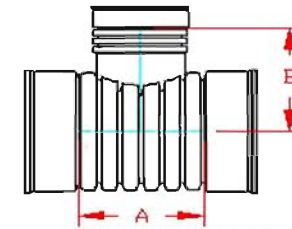
PIPE SIZE	A	B	JOINT
42 × 15 in (1050 × 375 mm)	51.9 in (1318 mm)	36.6 in (930 mm)	*
42 × 15 in (1050 × 375 mm)	31.1 in (791 mm)	28.9 in (733 mm)	ST
42 × 15 in (1050 × 375 mm)	31.1 in (791 mm)	28.9 in (733 mm)	WT
42 × 18 in (1050 × 450 mm)	57.1 in (1450 mm)	36.6 in (930 mm)	*
42 × 18 in (1050 × 450 mm)	36.3 in (923 mm)	28.6 in (726 mm)	ST
42 × 18 in (1050 × 450 mm)	36.3 in (923 mm)	28.6 in (726 mm)	WT
42 × 24 in (1050 × 600 mm)	62.3 in (1582 mm)	39.5 in (1004 mm)	*
42 × 24 in (1050 × 600 mm)	41.5 in (1055 mm)	30.1 in (764 mm)	ST
42 × 24 in (1050 × 600 mm)	41.5 in (1055 mm)	30.1 in (764 mm)	WT
42 × 30 in (1050 × 750 mm)	67.5 in (1714 mm)	40.5 in (1029 mm)	*
42 × 30 in (1050 × 750 mm)	46.7 in (1187 mm)	28.1 in (715 mm)	ST
42 × 30 in (1050 × 750 mm)	46.7 in (1187 mm)	28.1 in (715 mm)	WT
42 × 36 in (1050 × 900 mm)	77.9 in (1977 mm)	44.5 in (1131 mm)	*
42 × 36 in (1050 × 900 mm)	57.1 in (1450 mm)	28.8 in (731 mm)	ST
42 × 36 in (1050 × 900 mm)	57.1 in (1450 mm)	28.8 in (731 mm)	WT

\* = PLAIN END  
 ST = SOIL TIGHT  
 WT = WATER TIGHT

NOTE: ALL FITTINGS DIMENSIONS ARE FOR REFERENCE ONLY



PLAIN END



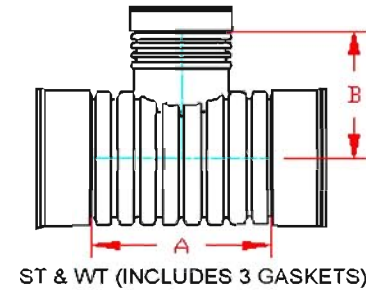
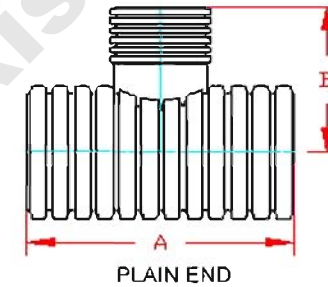
ST & WT (INCLUDES 3 GASKETS)

DUAL WALL FABRICATED REDUCING TEES  
 48"×4" - 48"×10" DIAMETER

PART #	PIPE SIZE	A	B	JOINT
4860AN	48 x 4 in (1200 x 100 mm)	36.8 in (933 mm)	32.7 in (829 mm)	*
4860AN85B	48 x 4 in (1200 x 100 mm)	15.8 in (400 mm)	30.7 in (779 mm)	ST
4860AN65B	48 x 4 in (1200 x 100 mm)	15.8 in (400 mm)	30.7 in (779 mm)	WT
4861AN	48 x 6 in (1200 x 150 mm)	42.0 in (1067 mm)	34.0 in (863 mm)	*
4861AN85B	48 x 6 in (1200 x 150 mm)	21.0 in (533 mm)	31.7 in (804 mm)	ST
4861AN65B	48 x 6 in (1200 x 150 mm)	21.0 in (533 mm)	31.7 in (804 mm)	WT
4862AN	48 x 8 in (1200 x 200 mm)	42.0 in (1067 mm)	36.1 in (918 mm)	*
4862AN85B	48 x 8 in (1200 x 200 mm)	21.0 in (533 mm)	33.3 in (845 mm)	ST
4862AN65B	48 x 8 in (1200 x 200 mm)	21.0 in (533 mm)	33.3 in (845 mm)	WT
4863AN	48 x 10 in (1200 x 250 mm)	47.3 in (1200 mm)	36.8 in (933 mm)	*
4863AN85B	48 x 10 in (1200 x 250 mm)	26.3 in (667 mm)	33.0 in (837 mm)	ST
4863AN65B	48 x 10 in (1200 x 250 mm)	26.3 in (667 mm)	33.0 in (837 mm)	WT

\* = PLAIN END  
 ST = SOIL TIGHT  
 WT = WATER TIGHT

NOTE: ALL FITTINGS DIMENSIONS ARE FOR REFERENCE ONLY



Office Address ■

No.18, Mina Blvd., Africa St, Tehran/Iran  
 Tel: (+98 - 21) 88 20 20 60 (50 Lines) Fax: (+98 - 21) 88 20 20 81

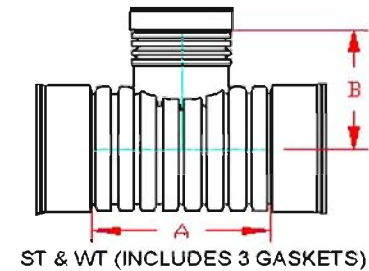
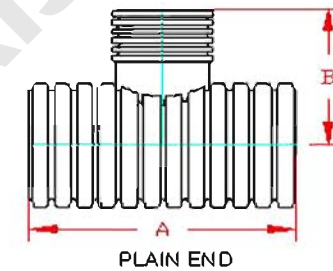
info@parsethylene-kish.com  
 www.parsethylene-kish.com

DUAL WALL FABRICATED REDUCING TEES  
48"x12" - 48"x24" DIAMETER

PIPE SIZE	A	B	JOINT
48 x 12 in (1200 x 300 mm)	47.3 in (1200 mm)	36.2 in (919 mm)	*
48 x 12 in (1200 x 300 mm)	26.3 in (667 mm)	30.4 in (773 mm)	ST
48 x 12 in (1200 x 300 mm)	26.3 in (667 mm)	30.4 in (773 mm)	WT
48 x 15 in (1200 x 375 mm)	52.5 in (1334 mm)	39.6 in (1007 mm)	*
48 x 15 in (1200 x 375 mm)	31.5 in (800 mm)	31.9 in (809 mm)	ST
48 x 15 in (1200 x 375 mm)	31.5 in (800 mm)	31.9 in (809 mm)	WT
48 x 18 in (1200 x 450 mm)	57.8 in (1467 mm)	39.6 in (1007 mm)	*
48 x 18 in (1200 x 450 mm)	36.8 in (933 mm)	31.6 in (802 mm)	ST
48 x 18 in (1200 x 450 mm)	36.8 in (933 mm)	31.6 in (802 mm)	WT
48 x 24 in (1200 x 600 mm)	63.0 in (1600 mm)	42.5 in (1080 mm)	*
48 x 24 in (1200 x 600 mm)	42.0 in (1067 mm)	33.1 in (840 mm)	ST
48 x 24 in (1200 x 600 mm)	42.0 in (1067 mm)	33.1 in (840 mm)	WT

\* = PLAIN END  
ST = SOIL TIGHT  
WT = WATER TIGHT

NOTE: ALL FITTINGS DIMENSIONS ARE FOR REFERENCE ONLY

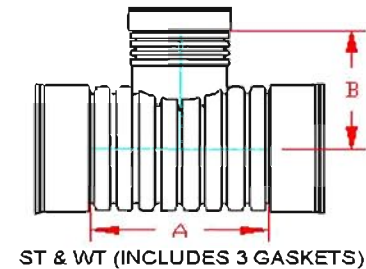
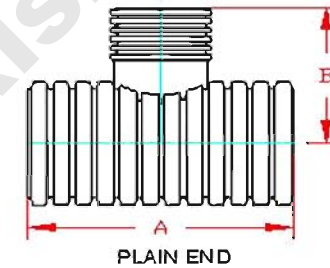


DUAL WALL FABRICATED REDUCING TEES  
60"x4" - 60"x10" DIAMETER

PIPE SIZE	A	B	JOINT
60 x 4 in (1500 x 100 mm)	42.0 in (1067 mm)	39.0 in (991 mm)	*
60 x 4 in (1500 x 100 mm)	18.0 in (457 mm)	37.0 in (940 mm)	ST
60 x 4 in (1500 x 100 mm)	18.0 in (457 mm)	37.0 in (940 mm)	WT
60 x 6 in (1500 x 150 mm)	48.0 in (1219 mm)	40.3 in (1024 mm)	*
60 x 6 in (1500 x 150 mm)	24.0 in (610 mm)	38.0 in (965 mm)	ST
60 x 6 in (1500 x 150 mm)	24.0 in (610 mm)	38.0 in (965 mm)	WT
60 x 8 in (1500 x 200 mm)	48.0 in (1219 mm)	42.5 in (1079 mm)	*
60 x 8 in (1500 x 200 mm)	24.0 in (610 mm)	39.6 in (1006 mm)	ST
60 x 8 in (1500 x 200 mm)	24.0 in (610 mm)	39.6 in (1006 mm)	WT
60 x 10 in (1500 x 250 mm)	48.0 in (1219 mm)	43.1 in (1095 mm)	*
60 x 10 in (1500 x 250 mm)	24.0 in (610 mm)	39.3 in (999 mm)	ST
60 x 10 in (1500 x 250 mm)	24.0 in (610 mm)	39.3 in (999 mm)	WT

\* = PLAIN END  
ST = SOIL TIGHT  
WT = WATER TIGHT

NOTE: ALL FITTINGS DIMENSIONS ARE FOR REFERENCE ONLY



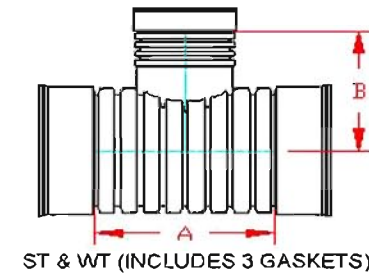
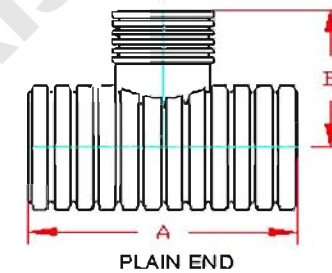


DUAL WALL FABRICATED REDUCING TEES  
 60"x12" - 60"x24" DIAMETER

PIPE SIZE	A	B	JOINT
60 x 12 in (1500 x 300 mm)	54.0 in (1372 mm)	42.5 in (1080 mm)	*
60 x 12 in (1500 x 300 mm)	30.0 in (762 mm)	36.8 in (934 mm)	ST
60 x 12 in (1500 x 300 mm)	30.0 in (762 mm)	36.8 in (934 mm)	WT
60 x 15 in (1500 x 375 mm)	54.0 in (1372 mm)	46.0 in (1168 mm)	*
60 x 15 in (1500 x 375 mm)	30.0 in (762 mm)	38.2 in (971 mm)	ST
60 x 15 in (1500 x 375 mm)	30.0 in (762 mm)	38.2 in (971 mm)	WT
60 x 18 in (1500 x 450 mm)	60.0 in (1524 mm)	46.0 in (1168 mm)	*
60 x 18 in (1500 x 450 mm)	36.0 in (914 mm)	37.9 in (964 mm)	ST
60 x 18 in (1500 x 450 mm)	36.0 in (914 mm)	37.9 in (964 mm)	WT
60 x 24 in (1500 x 600 mm)	66.0 in (1676 mm)	48.9 in (1242 mm)	*
60 x 24 in (1500 x 600 mm)	42.0 in (1067 mm)	38.4 in (1002 mm)	ST
60 x 24 in (1500 x 600 mm)	42.0 in (1067 mm)	38.4 in (1002 mm)	WT

\* = PLAIN END  
 ST = SOIL TIGHT  
 WT = WATER TIGHT

NOTE. ALL FITTINGS DIMENSIONS ARE FOR REFERENCE ONLY

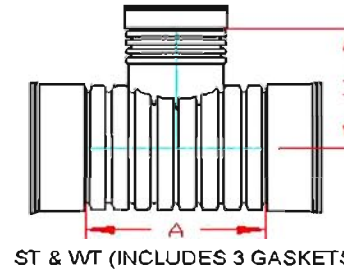
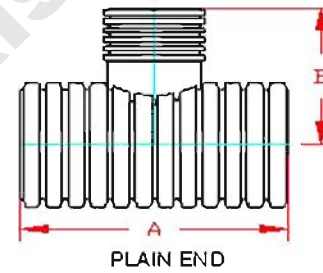


DUAL WALL FABRICATED REDUCING TEES  
60"×30" - 60"×48" DIAMETER

PIPE SIZE	A	B	JOINT
60 × 30 in (1500 × 750 mm)	72.0 in (1829 mm)	49.9 in (1266 mm)	*
60 × 30 in (1500 × 750 mm)	48.0 in (1219 mm)	37.5 in (952 mm)	ST
60 × 30 in (1500 × 750 mm)	48.0 in (1219 mm)	37.5 in (952 mm)	WT
60 × 36 in (1500 × 900 mm)	78.0 in (1981 mm)	53.9 in (1369 mm)	*
60 × 36 in (1500 × 900 mm)	54.0 in (1372 mm)	37.1 in (943 mm)	ST
60 × 36 in (1500 × 900 mm)	54.0 in (1372 mm)	38.1 in (969 mm)	WT
60 × 42 in (1500 × 1050 mm)	84.0 in (2134 mm)	54.2 in (1375 mm)	*
60 × 42 in (1500 × 1050 mm)	60.0 in (1524 mm)	38.8 in (980 mm)	ST
60 × 42 in (1500 × 1050 mm)	60.0 in (1524 mm)	38.8 in (980 mm)	WT
60 × 48 in (1500 × 1200 mm)	90.0 in (2286 mm)	57.2 in (1452 mm)	*
60 × 48 in (1500 × 1200 mm)	66.0 in (1676 mm)	41.4 in (1052 mm)	ST
60 × 48 in (1500 × 1200 mm)	66.0 in (1676 mm)	41.4 in (1052 mm)	WT

\* = PLAIN END  
ST = SOIL TIGHT  
WT = WATER TIGHT

NOTE: ALL FITTINGS DIMENSIONS ARE FOR REFERENCE ONLY



**Office Address**

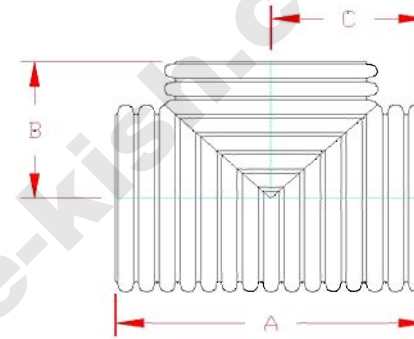
No.18, Mina Blvd., Africa St, Tehran/Iran  
Tel: (+98 - 21) 88 20 20 60 (50 Lines) Fax: (+98 - 21) 88 20 20 81

info@parsethylene-kish.com  
www.parsethylene-kish.com



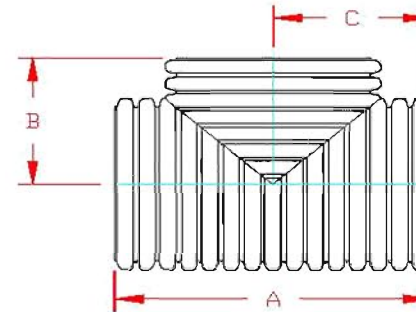
DUAL WALL FABRICATED "SOIL TIGHT" "PLAIN END" SINGLE MANIFOLD  
 12" - 30" DIAMETER

PIPE SIZE	A	B	C
12 in (300 mm)	25.4 in (645 mm)	12.7 in (323 mm)	12.7 in (323 mm)
15 in (375 mm)	28.9 in (734 mm)	14.5 in (367 mm)	14.5 in (367 mm)
18 in (450 mm)	35.3 in (896 mm)	17.6 in (448 mm)	17.6 in (448 mm)
24 in (600 mm)	41.4 in (1051 mm)	20.7 in (526 mm)	20.7 in (526 mm)
30 in (750 mm)	53.1 in (1347 mm)	26.5 in (674 mm)	26.5 in (674 mm)



DUAL WALL FABRICATED "SOIL TIGHT" "PLAIN END" SINGLE MANIFOLD  
 36" - 60" DIAMETER

PIPE SIZE	A	B	C
36 in (900 mm)	63.0 in (1599 mm)	31.5 in (800 mm)	31.5 in (800 mm)
42 in (1050 mm)	71.9 in (1827 mm)	36.0 in (914 mm)	36.0 in (914 mm)
48 in (1200 mm)	78.5 in (1994 mm)	39.3 in (997 mm)	39.3 in (997 mm)
60 in (1500 mm)	90.0 in (2286 mm)	45.0 in (1143 mm)	45.0 in (1143 mm)



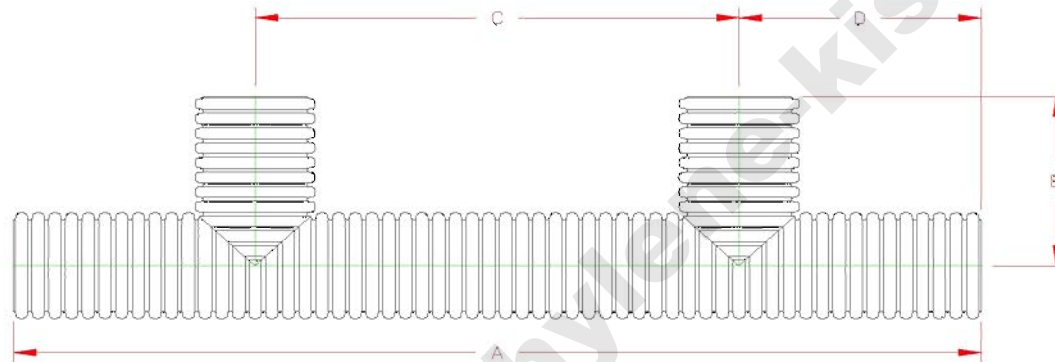
NOTE: ALL FITTINGS DIMENSIONS ARE FOR REFERENCE ONLY

Office Address ■

No.18, Mina Blvd., Africa St, Tehran/Iran  
 Tel: (+98 - 21) 88 20 20 60 (50 Lines) Fax: (+98 - 21) 88 20 20 81

info@parsethylene-kish.com  
 www.parsethylene-kish.com

STORMTECH DUAL WALL FABRICATED "SOIL TIGHT" DOUBLE MANIFOLD  
 12" - 24" DIAMETER



PIPE SIZE	CHAMBER SIZE	A	B	C	D
12 in (300 mm)	3500	168.0 in (4268 mm)	40.1 in (1018 mm)	84.0 in (2134 mm)	42.0 in (1067 mm)
15 in (375 mm)	3500	168.1 in (4270 mm)	43.4 in (1101 mm)	84.1 in (2135 mm)	42.0 in (1068 mm)
18 in (450 mm)	3500	164.6 in (4182 mm)	44.1 in (1120 mm)	82.3 in (2091 mm)	41.2 in (1045 mm)
24 in (600 mm)	3500	170.1 in (4321 mm)	49.4 in (1255 mm)	85.1 in (2160 mm)	42.5 in (1080 mm)

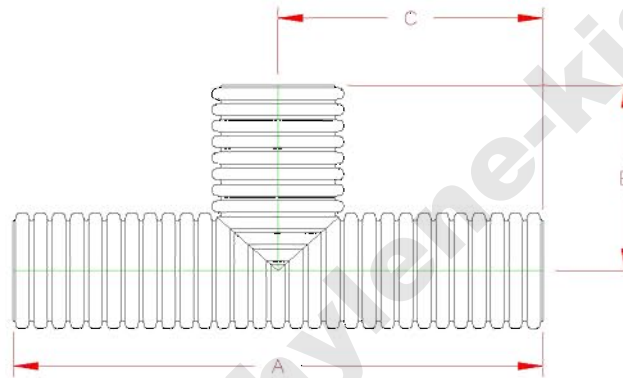
www.parsethylene-kish.com

**Office Address**

No.18, Mina Blvd., Africa St, Tehran/Iran  
 Tel: (+98 - 21) 88 20 20 60 (50 Lines) Fax: (+98 - 21) 88 20 20 81

info@parsethylene-kish.com  
 www.parsethylene-kish.com

STORMTECH DUAL WALL FABRICATED "SOIL TIGHT" SINGLE MANIFOLD  
 12" - 24" DIAMETER



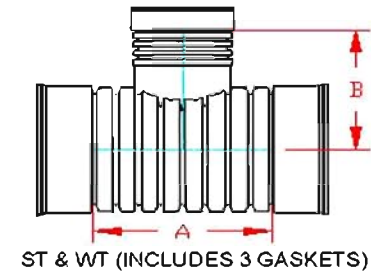
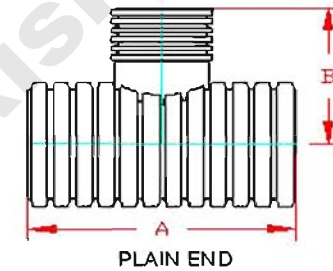
PIPE SIZE	CHAMBER SIZE	A	B	C
12 in (300 mm)	3500	84.0 in (2134 mm)	40.1 in (1018 mm)	42.0 in (1067 mm)
15 in (375 mm)	3500	84.1 in (2135 mm)	43.4 in (1101 mm)	42.1 in (1068 mm)
18 in (450 mm)	3500	82.3 in (2091 mm)	44.1 in (1120 mm)	41.2 in (1045 mm)
24 in (600 mm)	3500	85.1 in (2160 mm)	49.4 in (1255 mm)	42.6 in (1081 mm)

**Office Address**

DUAL WALL FABRICATED REDUCING TEES  
12"×4" - 12"×10" DIAMETER

PIPE SIZE	A	B	JOINT
12 × 4 in (300 × 100 mm)	21.1 in (536 mm)	13.6 in (345 mm)	*
12 × 4 in (300 × 100 mm)	13.4 in (341 mm)	12.3 in (312 mm)	ST
12 × 4 in (300 × 100 mm)	13.4 in (341 mm)	12.3 in (312 mm)	WT
12 × 6 in (300 × 150 mm)	23.0 in (585 mm)	14.5 in (368 mm)	*
12 × 6 in (300 × 150 mm)	15.4 in (390 mm)	12.9 in (329 mm)	ST
12 × 6 in (300 × 150 mm)	15.4 in (390 mm)	12.9 in (329 mm)	WT
12 × 8 in (300 × 200 mm)	25.0 in (634 mm)	17.0 in (432 mm)	*
12 × 8 in (300 × 200 mm)	17.3 in (439 mm)	15.1 in (383 mm)	ST
12 × 8 in (300 × 200 mm)	17.3 in (439 mm)	15.1 in (383 mm)	WT
12 × 10 in (300 × 250 mm)	26.9 in (683 mm)	16.4 in (416 mm)	*
12 × 10 in (300 × 250 mm)	19.2 in (488 mm)	13.9 in (352 mm)	ST
12 × 10 in (300 × 250 mm)	19.2 in (488 mm)	13.9 in (352 mm)	WT

\* = PLAIN END  
ST = SOIL TIGHT  
WT = WATER TIGHT



**Office Address**

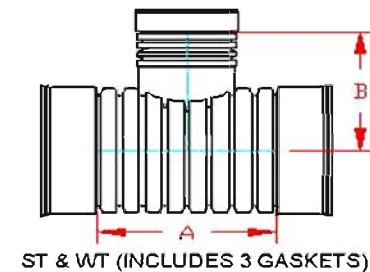
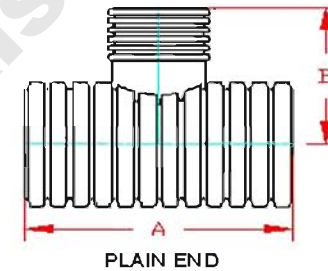
No.18, Mina Blvd., Africa St, Tehran/Iran  
Tel: (+98 - 21) 88 20 20 60 (50 Lines) Fax: (+98 - 21) 88 20 20 81

info@parsethylene-kish.com  
www.parsethylene-kish.com

DUAL WALL FABRICATED REDUCING TEES  
15"×4" - 15"×12 DIAMETER

PART #	PIPE SIZE	A	B	JOINT
1560AN	15 × 4 in (375 × 100 mm)	25.9 in (658 mm)	15.1 in (384 mm)	*
1560AN85B	15 × 4 in (375 × 100 mm)	15.5 in (395 mm)	13.8 in (350 mm)	ST
1560AN65B	15 × 4 in (375 × 100 mm)	15.5 in (395 mm)	13.8 in (350 mm)	WT
1561AN	15 × 6 in (375 × 150 mm)	28.5 in (724 mm)	16.1 in (409 mm)	*
1561AN85B	15 × 6 in (375 × 150 mm)	18.1 in (461 mm)	14.6 in (370 mm)	ST
1561AN65B	15 × 6 in (375 × 150 mm)	18.1 in (461 mm)	14.6 in (370 mm)	WT
1562AN	15 × 8 in (375 × 200 mm)	31.1 in (789 mm)	18.8 in (479 mm)	*
1562AN85B	15 × 8 in (375 × 200 mm)	20.7 in (526 mm)	16.9 in (430 mm)	ST
1562AN65B	15 × 8 in (375 × 200 mm)	20.7 in (526 mm)	16.9 in (430 mm)	WT
1563AN	15 × 10 in (375 × 250 mm)	33.7 in (855 mm)	18.8 in (477 mm)	*
1563AN85B	15 × 10 in (375 × 250 mm)	23.3 in (592 mm)	16.3 in (413 mm)	ST
1563AN65B	15 × 10 in (375 × 250 mm)	23.3 in (592 mm)	16.3 in (413 mm)	WT
1564AN	15 × 12 in (375 × 300 mm)	36.3 in (921 mm)	18.0 in (457 mm)	*
1564AN85B	15 × 12 in (375 × 300 mm)	25.9 in (658 mm)	14.1 in (359 mm)	ST
1564AN65B	15 × 12 in (375 × 300 mm)	25.9 in (658 mm)	14.1 in (359 mm)	WT

\* = PLAIN END  
ST = SOIL TIGHT  
WT = WATER TIGHT



Office Address ■

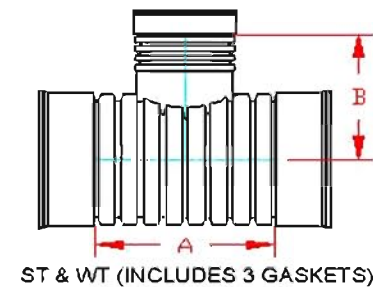
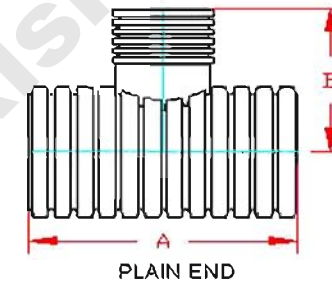
No.18, Mina Blvd., Africa St, Tehran/Iran  
Tel: (+98 - 21) 88 20 20 60 (50 Lines) Fax: (+98 - 21) 88 20 20 81

info@parsethylene-kish.com  
www.parsethylene-kish.com

DUAL WALL FABRICATED REDUCING TEES  
48"×30" - 48"×42" DIAMETER

PART #	PIPE SIZE	A	B	JOINT
4868AN	48 x 30 in (1200 x 750 mm)	68.3 in (1734 mm)	43.5 in (1105 mm)	*
4868AN85B	48 x 30 in (1200 x 750 mm)	47.3 in (1200 mm)	31.1 in (791 mm)	ST
4868AN85B	48 x 30 in (1200 x 750 mm)	47.3 in (1200 mm)	31.1 in (791 mm)	WT
4869AN	48 x 36 in (1200 x 900 mm)	73.5 in (1867 mm)	47.5 in (1208 mm)	*
4869AN85B	48 x 36 in (1200 x 900 mm)	52.5 in (1334 mm)	31.8 in (807 mm)	ST
4869AN65B	48 x 36 in (1200 x 900 mm)	52.5 in (1334 mm)	31.8 in (807 mm)	WT
4840AN	48 x 42 in (1200 x 1050 mm)	84.0 in (2134 mm)	47.8 in (1214 mm)	*
4840AN85B	48 x 42 in (1200 x 1050 mm)	63.0 in (1600 mm)	32.2 in (819 mm)	ST
4840AN85B	48 x 42 in (1200 x 1050 mm)	63.0 in (1600 mm)	32.2 in (819 mm)	WT

\* = PLAIN END  
ST = SOIL TIGHT  
WT = WATER TIGHT



NOTE. ALL FITTINGS DIMENSIONS ARE FOR REFERENCE ONLY

Office Address ■

No.18, Mina Blvd., Africa St, Tehran/Iran  
Tel: (+98 - 21) 88 20 20 60 (50 Lines) Fax: (+98 - 21) 88 20 20 81

info@parsethylene-kish.com  
www.parsethylene-kish.com

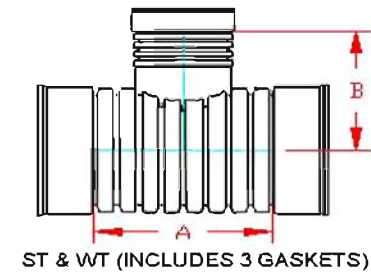
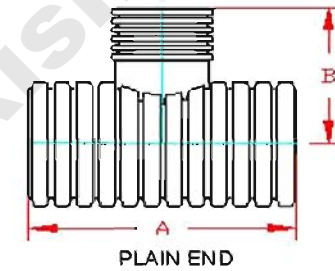


DUAL WALL FABRICATED REDUCING TEES  
18"×4" - 18"×10" DIAMETER

PIPE SIZE	A	B	JOINT
18 × 4 in (450 × 100 mm)	26.8 in (681 mm)	16.7 in (424 mm)	*
18 × 4 in (450 × 100 mm)	16.1 in (408 mm)	15.4 in (391 mm)	ST
18 × 4 in (450 × 100 mm)	16.1 in (408 mm)	15.4 in (391 mm)	WT
18 × 6 in (450 × 150 mm)	29.5 in (749 mm)	17.8 in (452 mm)	*
18 × 6 in (450 × 150 mm)	18.8 in (477 mm)	16.3 in (413 mm)	ST
18 × 6 in (450 × 150 mm)	18.8 in (477 mm)	16.3 in (413 mm)	WT
18 × 8 in (450 × 200 mm)	32.2 in (817 mm)	20.7 in (525 mm)	*
18 × 8 in (450 × 200 mm)	21.4 in (545 mm)	18.7 in (476 mm)	ST
18 × 8 in (450 × 200 mm)	21.4 in (545 mm)	18.7 in (476 mm)	WT
18 × 10 in (450 × 250 mm)	34.8 in (885 mm)	20.8 in (529 mm)	*
18 × 10 in (450 × 250 mm)	24.1 in (613 mm)	18.3 in (465 mm)	ST
18 × 10 in (450 × 250 mm)	24.1 in (613 mm)	18.3 in (465 mm)	WT

\* = PLAIN END  
ST = SOIL TIGHT  
WT = WATER TIGHT

NOTE: ALL FITTINGS DIMENSIONS ARE FOR REFERENCE ONLY



Office Address ■

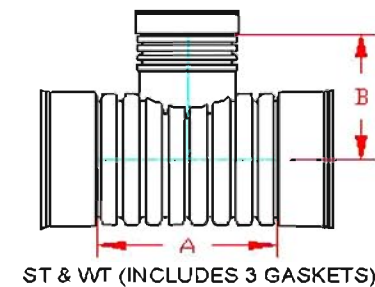
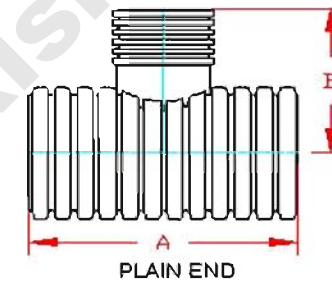
No.18, Mina Blvd., Africa St, Tehran/Iran  
Tel: (+98 - 21) 88 20 20 60 (50 Lines) Fax: (+98 - 21) 88 20 20 81

info@parsethylene-kish.com  
www.parsethylene-kish.com

DUAL WALL FABRICATED REDUCING TEES  
18"×12" - 18"×15" DIAMETER

PIPE SIZE	A	B	JOINT
18 x 12 in (450 x 300 mm)	37.5 in (953 mm)	19.3 in (490 mm)	*
18 x 12 in (450 x 300 mm)	26.8 in (681 mm)	15.5 in (393 mm)	ST
18 x 12 in (450 x 300 mm)	26.8 in (681 mm)	15.5 in (393 mm)	WT
18 x 15 in (450 x 375 mm)	40.2 in (1021 mm)	22.8 in (578 mm)	*
18 x 15 in (450 x 1375mm)	29.5 in (749 mm)	17.6 in (446 mm)	ST
18 x 15 in (450 x 375 mm)	29.5 in (749 mm)	17.6 in (446 mm)	WT

\* = PLAIN END  
ST = SOIL TIGHT  
WT = WATER TIGHT



NOTE: ALL FITTINGS DIMENSIONS ARE FOR REFERENCE ONLY

**Office Address**

No.18, Mina Blvd., Africa St, Tehran/Iran  
Tel: (+98 - 21) 88 20 20 60 (50 Lines) Fax: (+98 - 21) 88 20 20 81

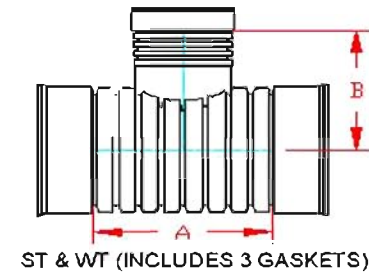
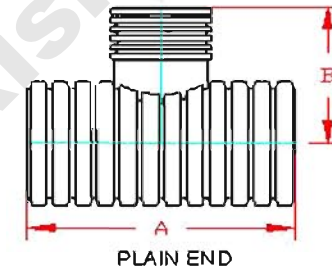
info@parsethylene-kish.com  
www.parsethylene-kish.com

DUAL WALL FABRICATED REDUCING TEES  
24"x4" - 24"x10" DIAMETER

PIPE SIZE	A	B	JOINT
24 x 4 in (600 x 100 mm)	31.5 in (800 mm)	19.8 in (503 mm)	*
24 x 4 in (600 x 100 mm)	18.9 in (480 mm)	18.5 in (469 mm)	ST
24 x 4 in (600 x 100 mm)	18.9 in (480 mm)	18.5 in (469 mm)	WT
24 x 6 in (600 x 150 mm)	34.7 in (880 mm)	21.0 in (533 mm)	*
24 x 6 in (600 x 150 mm)	22.1 in (560 mm)	19.4 in (494 mm)	ST
24 x 6 in (600 x 150 mm)	22.1 in (560 mm)	19.4 in (494 mm)	WT
24 x 8 in (600 x 200 mm)	34.7 in (880 mm)	24.0 in (609 mm)	*
24 x 8 in (600 x 200 mm)	22.1 in (560 mm)	22.0 in (560 mm)	ST
24 x 8 in (600 x 200 mm)	22.1 in (560 mm)	22.0 in (560 mm)	WT
24 x 10 in (600 x 250 mm)	37.8 in (960 mm)	24.3 in (618 mm)	*
24 x 10 in (600 x 250 mm)	25.2 in (640 mm)	21.8 in (554 mm)	ST
24 x 10 in (600 x 250 mm)	25.2 in (640 mm)	21.8 in (554 mm)	WT

\* = PLAIN END  
ST = SOIL TIGHT  
WT = WATER TIGHT

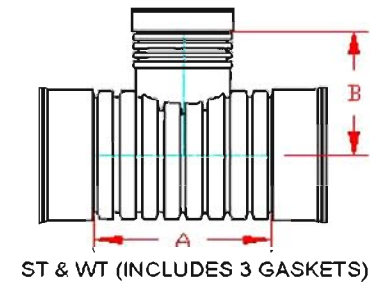
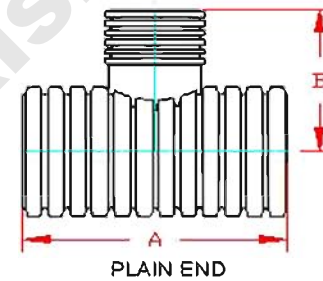
NOTE ALL FITTINGS DIMENSIONS ARE FOR REFERENCE ONLY



DUAL WALL FABRICATED REDUCING TEES  
 24"×12" - 24"×18" DIAMETER

PIPE SIZE	A	B	JOINT
24 x 12 in (600 x 300 mm)	41.0 in (1040 mm)	23.1 in (587 mm)	*
24 x 12 in (600 x 300 mm)	28.4 in (720 mm)	19.3 in (489 mm)	ST
24 x 12 in (600 x 300 mm)	28.4 in (720 mm)	19.3 in (489 mm)	WT
24 x 15 in (600 x 375 mm)	44.1 in (1120 mm)	26.6 in (674 mm)	*
24 x 15 in (600 x 375 mm)	31.5 in (800 mm)	21.4 in (543 mm)	ST
24 x 15 in (600 x 375 mm)	31.5 in (800 mm)	21.4 in (543 mm)	WT
24 x 18 in (600 x 450 mm)	47.3 in (1200 mm)	26.6 in (674 mm)	*
24 x 18 in (600 x 450 mm)	34.7 in (880 mm)	21.2 in (538 mm)	ST
24 x 18 in (600 x 450 mm)	34.7 in (880 mm)	21.2 in (538 mm)	WT

\* = PLAIN END  
 ST = SOIL TIGHT  
 WT = WATER TIGHT



NOTE. ALL FITTINGS DIMENSIONS ARE FOR REFERENCE ONLY

**Office Address**

No.18, Mina Blvd., Africa St, Tehran/Iran  
 Tel: (+98 - 21) 88 20 20 60 (50 Lines) Fax: (+98 - 21) 88 20 20 81

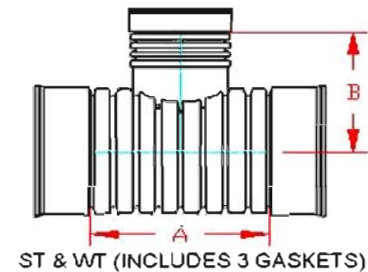
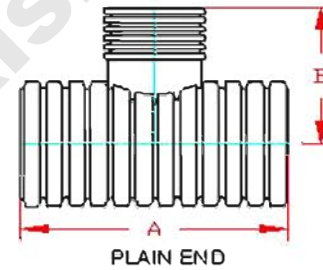
info@parsethylene-kish.com  
 www.parsethylene-kish.com

DUAL WALL FABRICATED REDUCING TEES  
30" x 4" - 30" x 10" DIAMETER

PIPE SIZE	A	B	JOINT
30 x 4 in (750 x 100 mm)	41.2 in (1046 mm)	23.8 in (604 mm)	*
30 x 4 in (750 x 100 mm)	24.7 in (627 mm)	22.5 in (571 mm)	ST
30 x 4 in (750 x 100 mm)	24.7 in (627 mm)	22.5 in (571 mm)	WT
30 x 6 in (750 x 150 mm)	41.2 in (1046 mm)	25.0 in (636 mm)	*
30 x 6 in (750 x 150 mm)	24.7 in (628 mm)	23.5 in (596 mm)	ST
30 x 6 in (750 x 150 mm)	24.7 in (628 mm)	23.5 in (596 mm)	WT
30 x 8 in (750 x 200 mm)	45.3 in (1151 mm)	27.1 in (688 mm)	*
30 x 8 in (750 x 200 mm)	28.8 in (733 mm)	25.2 in (639 mm)	ST
30 x 8 in (750 x 200 mm)	28.8 in (733 mm)	25.2 in (639 mm)	WT
30 x 10 in (750 x 250 mm)	45.3 in (1151 mm)	27.6 in (700 mm)	*
30 x 10 in (750 x 250 mm)	28.8 in (733 mm)	27.0 in (687 mm)	ST
30 x 10 in (750 x 250 mm)	28.8 in (733 mm)	25.0 in (636 mm)	WT

\* = PLAIN END  
ST = SOIL TIGHT  
WT = WATER TIGHT

NOTE: ALL FITTINGS DIMENSIONS ARE FOR REFERENCE ONLY

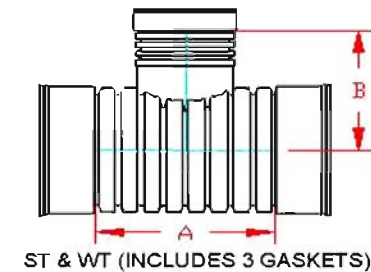
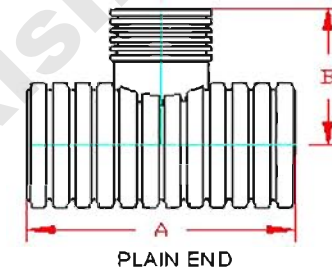


DUAL WALL FABRICATED REDUCING TEES  
 30"×12" - 30"×24" DIAMETER

PIPE SIZE	A	B	JOINT
30 x 12 in (750 x 300 mm)	49.4 in (1256 mm)	26.8 in (679 mm)	*
30 x 12 in (750 x 300 mm)	33.0 in (837 mm)	22.9 in (582 mm)	ST
30 x 12 in (750 x 300 mm)	33.0 in (837 mm)	22.9 in (582 mm)	WT
30 x 15 in (750 x 375 mm)	53.6 in (1360 mm)	30.2 in (767 mm)	*
30 x 15 in (750 x 375 mm)	37.1 in (942 mm)	25.0 in (636 mm)	ST
30 x 15 in (750 x 375 mm)	37.1 in (942 mm)	25.0 in (636 mm)	WT
30 x 18 in (750 x 450 mm)	57.7 in (1465 mm)	30.2 in (767 mm)	*
30 x 18 in (750 x 450 mm)	41.2 in (1046 mm)	24.8 in (631 mm)	ST
30 x 18 in (750 x 450 mm)	41.2 in (1046 mm)	24.8 in (631 mm)	WT
30 x 24 in (750 x 600 mm)	61.8 in (1570 mm)	33.1 in (841 mm)	*
30 x 24 in (750 x 600 mm)	45.3 in (1151 mm)	26.8 in (681 mm)	ST
30 x 24 in (750 x 600 mm)	45.3 in (1151 mm)	26.8 in (681 mm)	WT

\* = PLAIN END  
 ST = SOIL TIGHT  
 WT = WATER TIGHT

NOTE: ALL FITTINGS DIMENSIONS ARE FOR REFERENCE ONLY



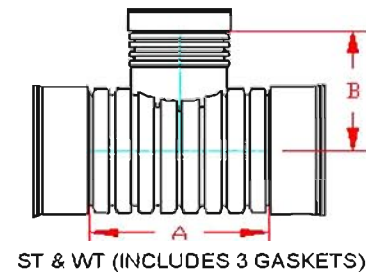
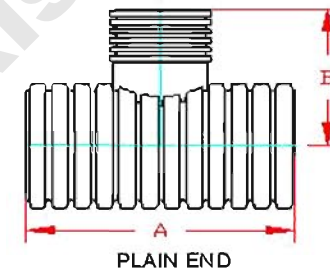


DUAL WALL FABRICATED REDUCING TEES  
 36"x4" - 36"x10" DIAMETER

PART #	PIPE SIZE	A	B	JOINT
3660AN	36 x 4 in (900 x 100 mm)	36.8 in (933 mm)	26.8 in (681 mm)	*
3660AN85B	36 x 4 in (900 x 100 mm)	15.8 in (400 mm)	24.8 in (631 mm)	ST
3660AN85B	36 x 4 in (900 x 100 mm)	15.8 in (400 mm)	24.8 in (631 mm)	WT
3661AN	36 x 6 in (900 x 150 mm)	42.0 in (1067 mm)	28.1 in (713 mm)	*
3661AN85B	36 x 6 in (900 x 150 mm)	21.0 in (533 mm)	25.8 in (655 mm)	ST
3661AN85B	36 x 6 in (900 x 150 mm)	21.0 in (533 mm)	25.8 in (655 mm)	WT
3662AN	36 x 8 in (900 x 200 mm)	42.0 in (1067 mm)	30.2 in (767 mm)	*
3662AN85B	36 x 8 in (900 x 200 mm)	21.0 in (533 mm)	27.3 in (694 mm)	ST
3662AN65	36 x 8 in (900 x 200 mm)	21.0 in (533 mm)	27.3 in (694 mm)	WT
3663AN	36 x 10 in (900 x 250 mm)	47.3 in (1200 mm)	30.7 in (781 mm)	*
3663AN85B	36 x 10 in (900 x 250 mm)	26.3 in (667 mm)	27.0 in (685 mm)	ST
3663AN85B	36 x 10 in (900 x 250 mm)	26.3 in (667 mm)	27.0 in (685 mm)	WT

\* = PLAIN END  
 ST = SOIL TIGHT  
 WT = WATER TIGHT

NOTE: ALL FITTINGS DIMENSIONS ARE FOR REFERENCE ONLY



Office Address ■

No.18, Mina Blvd., Africa St, Tehran/Iran  
 Tel: (+98 - 21) 88 20 20 60 (50 Lines) Fax: (+98 - 21) 88 20 20 81

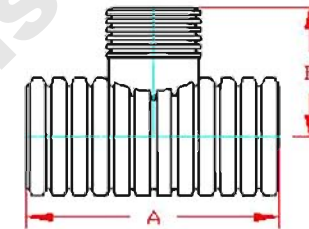
info@parsethylene-kish.com  
 www.parsethylene-kish.com

DUAL WALL FABRICATED REDUCING TEES  
36"×12" - 36"×30" DIAMETER

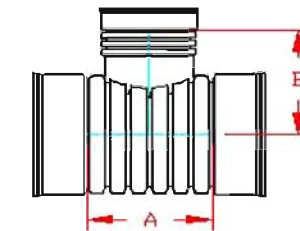
PIPE SIZE	A	B	JOINT
36 × 12 in (900 × 300 mm)	47.3 in (1200 mm)	30.1 in (764 mm)	*
36 × 12 in (900 × 300 mm)	26.3 in (667 mm)	24.3 in (618 mm)	ST
36 × 12 in (900 × 300 mm)	26.3 in (667 mm)	24.3 in (618 mm)	WT
36 × 15 in (900 × 375 mm)	52.5 in (1334 mm)	33.5 in (852 mm)	*
36 × 15 in (900 × 1375mm)	31.5 in (800 mm)	25.8 in (655 mm)	ST
36 × 15 in (900 × 375 mm)	31.5 in (800 mm)	25.8 in (655 mm)	WT
36 × 18 in (900 × 450 mm)	57.8 in (1467 mm)	33.5 in (852 mm)	*
36 × 18 in (900 × 450mm)	36.8 in (933 mm)	25.5 in (648 mm)	ST
36 × 18 in (900 × 450 mm)	36.8 in (933 mm)	25.5 in (648 mm)	WT
36 × 24 in (900 × 600 mm)	63.0 in (1600 mm)	36.4 in (926 mm)	*
36 × 24 in (900 × 600mm)	42.0 in (1067 mm)	27.0 in (686 mm)	ST
36 × 24 in (900 × 600 mm)	42.0 in (1067 mm)	27.0 in (686 mm)	WT
36 × 30 in (900 × 750 mm)	68.3 in (1734 mm)	37.4 in (949 mm)	*
36 × 30 in (900 × 750mm)	47.3 in (1200 mm)	25.0 in (635 mm)	ST
36 × 30 in (900 × 750 mm)	47.3 in (1200 mm)	25.0 in (635 mm)	WT

\* = PLAIN END  
ST = SOIL TIGHT  
WT = WATER TIGHT

NOTE: ALL FITTINGS DIMENSIONS ARE FOR REFERENCE ONLY



PLAIN END



ST & WT (INCLUDES 3 GASKETS)

Office Address ■

No.18, Mina Blvd., Africa St, Tehran/Iran  
Tel: (+98 - 21) 88 20 20 60 (50 Lines) Fax: (+98 - 21) 88 20 20 81

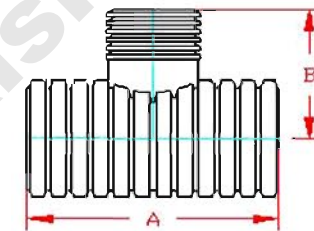
info@parsethylene-kish.com  
www.parsethylene-kish.com

DUAL WALL FABRICATED REDUCING TEES  
42"x4" - 42"x12" DIAMETER

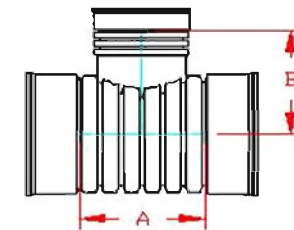
PART #	PIPE SIZE	A	B	JOINT
4260AN	42 x 4 in (1050 x 100 mm)	36.3 in (923 mm)	29.5 in (750 mm)	*
4260AN85B	42 x 4 in (1050 x 100 mm)	15.6 in (395 mm)	27.6 in (700 mm)	ST
4260AN65B	42 x 4 in (1050 x 100 mm)	15.6 in (395 mm)	27.6 in (700 mm)	WT
4261AN	42 x 6 in (1050 x 150 mm)	41.5 in (1055 mm)	30.8 in (783 mm)	*
4261AN85B	42 x 6 in (1050 x 150 mm)	20.8 in (527 mm)	28.5 in (724 mm)	ST
4261AN65B	42 x 6 in (1050 x 150 mm)	20.8 in (527 mm)	28.5 in (724 mm)	WT
4262AN	42 x 8 in (1050 x 200 mm)	41.5 in (1055 mm)	33.0 in (837 mm)	*
4262AN85B	42 x 8 in (1050 x 200 mm)	20.8 in (527 mm)	30.1 in (764 mm)	ST
4262AN65B	42 x 8 in (1050 x 200 mm)	20.8 in (527 mm)	30.1 in (764 mm)	WT
4263AN	42 x 10 in (1050 x 250 mm)	46.7 in (1186 mm)	33.6 in (852 mm)	*
4263AN85B	42 x 10 in (1050 x 250 mm)	26.0 in (659 mm)	29.8 in (756 mm)	ST
4263AN65B	42 x 10 in (1050 x 250 mm)	26.0 in (659 mm)	29.8 in (756 mm)	WT
4264AN	42 x 12 in (1050 x 300 mm)	46.7 in (1186 mm)	33.2 in (843 mm)	*
4264AN85B	42 x 12 in (1050 x 300 mm)	26.0 in (659 mm)	27.4 in (696 mm)	ST
4264AN65B	42 x 12 in (1050 x 300 mm)	26.0 in (659 mm)	27.4 in (696 mm)	WT

\* = PLAIN END  
ST = SOIL TIGHT  
WT = WATER TIGHT

NOTE: ALL FITTINGS DIMENSIONS ARE FOR REFERENCE ONLY



PLAIN END



ST & WT (INCLUDES 3 GASKETS)